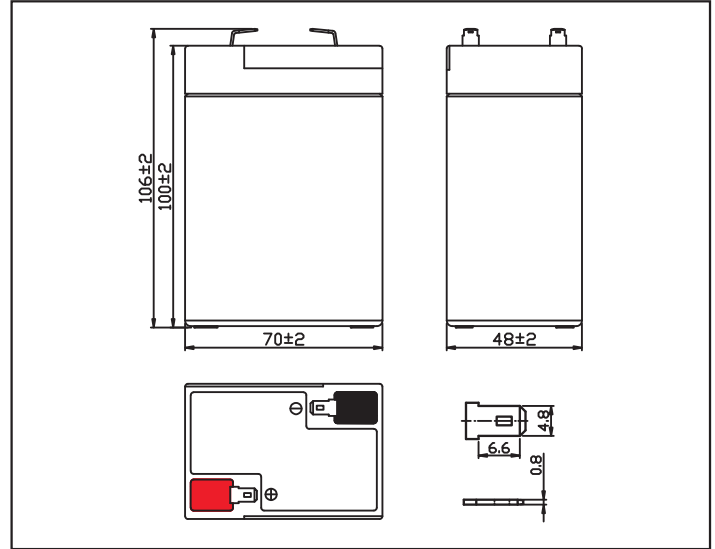


MODEL: MC4-6



Plane Chart:

Unit:(mm) Terminal type:(F1)



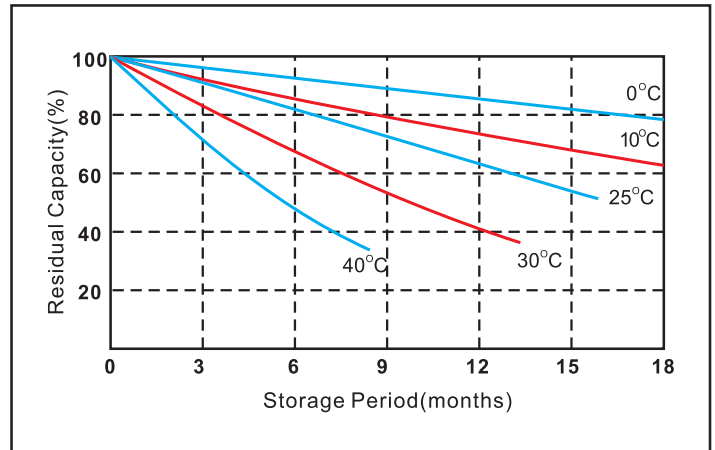
ISO 9001
 ISO 14001
 OHSAS18001



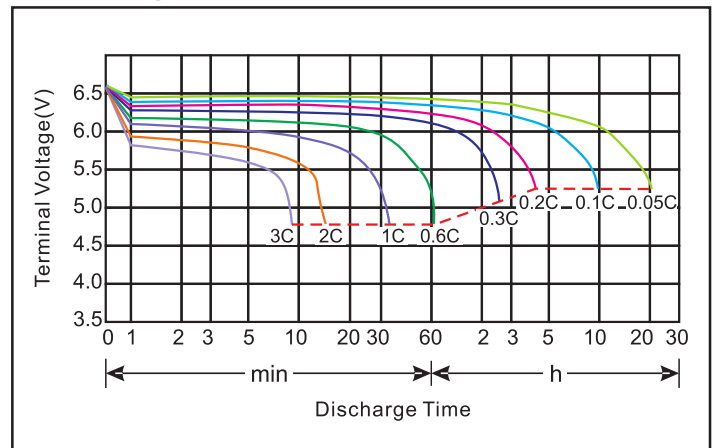
Parameter Chart:

Volts		6V	
Capacity(25°C)	20 hours rate (0.2A)	4Ah	
Discharge Current Testing (25°C)	20 I ₂₀ rate (4A,27min)	31min	
	60 I ₂₀ rate (12A,7min)	7min	
Internal Resistance	Full Charged Battery 25°C	30mΩ	
Capacity Affected By Temperature	40°C	104%	
	25°C	100%	
	0°C	83%	
	-15°C	65%	
Residual Capacity (25°C)	Capacity After 3 Months Storage	91%	
	Capacity After 6 Months Storage	82%	
	Capacity After 12 Months Storage	65%	
Charge (Constant Voltage)	Cycle (25°C)	Initial Charging Current Less Than 1.2A Voltage 7.25~7.45V	
	Float (25°C)	Charge Voltage 6.8~6.9V	
Weight (Approx)		0.7Kg	

Residual Capacity



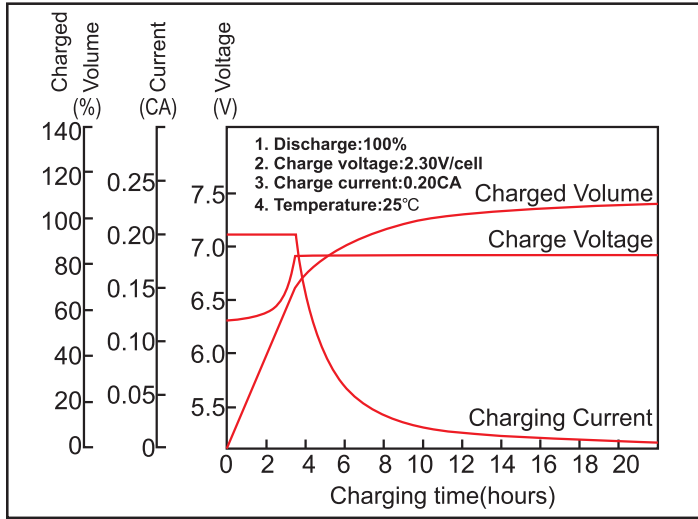
Discharge Current 25°C



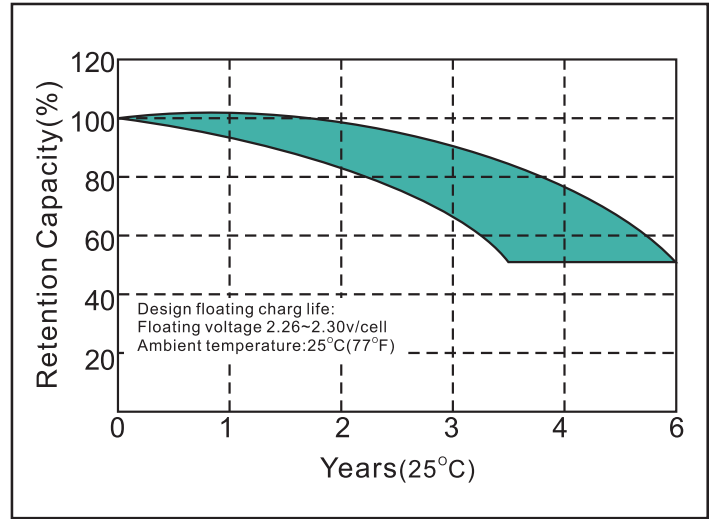
★The above are average and data obtained from the first 3 charge/discharge cycles. These are not minimum values.

MODEL: MC4-6

Constant voltage charging characteristics



Float Life



Constant Current Discharge Characteristics (A, 25°C)

F.V/Time	5min	10min	15min	30min	60min	2h	3h	5h	8h	10h	20h
4.80V	13.96	8.90	7.21	4.32	2.46	1.43	1.12	0.78	0.49	0.39	0.22
5.10V	11.85	8.45	6.92	4.21	2.37	1.40	1.09	0.77	0.48	0.39	0.22
5.25V	10.85	8.19	6.76	4.11	2.31	1.37	1.07	0.76	0.47	0.38	0.21
5.40V	9.95	7.92	6.57	3.99	2.25	1.34	1.05	0.75	0.46	0.37	0.20

Constant Current Discharge Characteristics (Watt, 25°C)

F.V/Time	5min	10min	15min	30min	60min	2h	3h	5h	8h	10h	20h
4.80V	75.38	48.53	39.66	24.19	14.02	8.22	6.50	4.56	2.89	2.30	1.31
5.10V	65.18	46.91	38.75	23.79	13.51	8.05	6.32	4.50	2.83	2.30	1.31
5.25V	60.22	45.85	38.19	23.43	13.28	8.01	6.26	4.48	2.80	2.26	1.25
5.40V	55.72	44.77	37.45	22.94	12.94	7.84	6.14	4.43	2.74	2.20	1.19

Capacity Factors With Different Temperature

Battery Type		-20°C	-10°C	0°C	5°C	10°C	20°C	25°C	30°C	40°C	45°C
Battery	6V	50%	70%	83%	85%	90%	98%	100%	102%	104%	105%

★The above are average and data obtained from the first 3 charge/discharge cycles. These are not minimum values.